

## ***Prairie Land Regional Division # 25***

### **A Historical Look at PRLD's Financial Position**



## Financial Review

**1. Surplus/Deficits - 2001 - 2007**

**2. Reserves – Operating  
Capital**

**3. Budget 2006-2008**

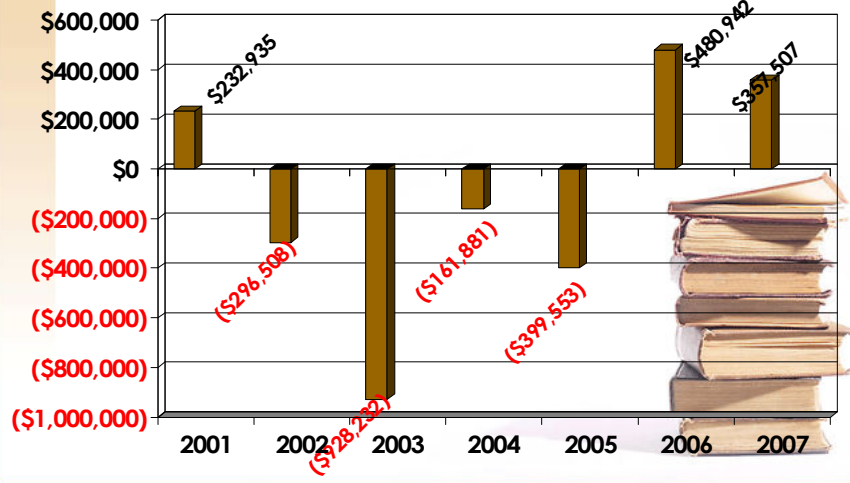


# Financial Review

## 1. Surplus/Deficits - 2001 - 2007



# Surplus/Deficit History



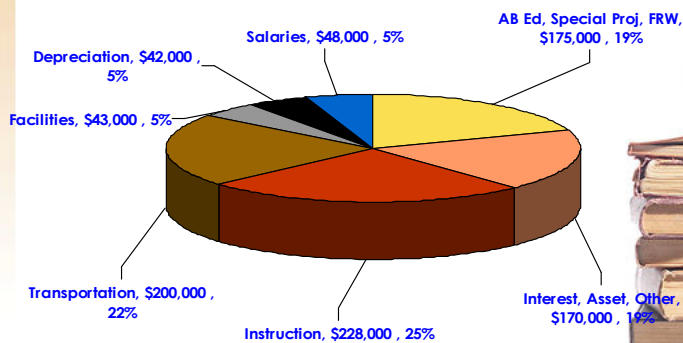
## 2006-2007 Surplus

**Surplus of \$367,507      Budgeted Deficit \$538,199**

Increase in AB Ed funding, Special Project Funds and FRW Support	\$175,000
Interest Income/Sale of assets/Other Rev - greater returns/unplanned	\$170,000
Instructional under budget-planned expenditures not made	\$228,000
Transportation unspent funds - special funding not expended in operating and transferred to capital	\$200,000
Facilities - under budget; projects delayed	\$ 43,000
Depreciation - under budget resulting from later year purchases	\$ 42,000
Salaries - under budget due to junior staff hirings	\$48,000



## Factors Creating 2006-2007 Surplus

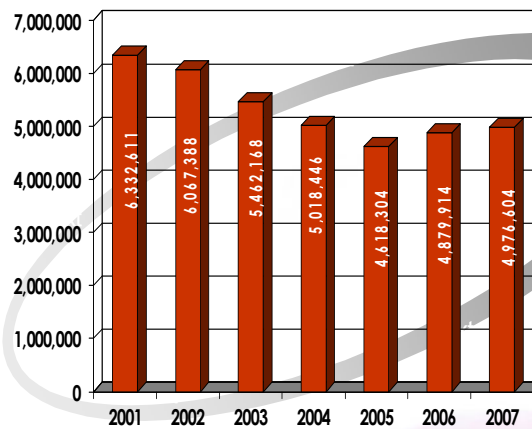


# Financial Review

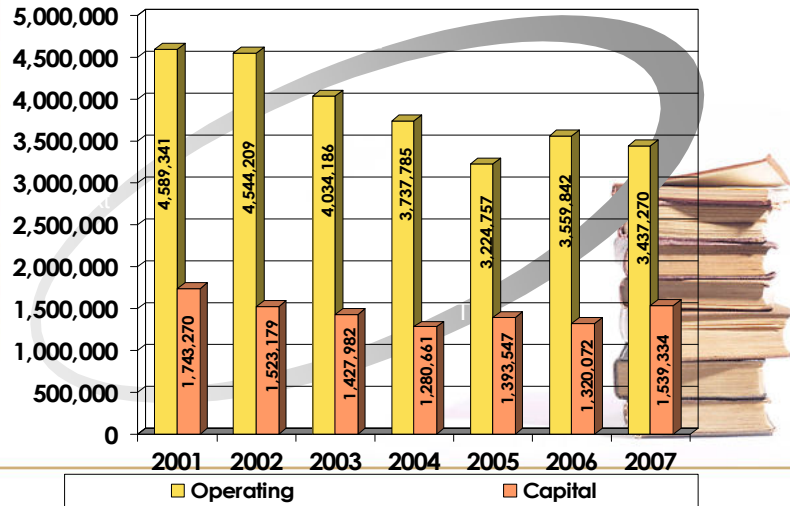
## 2. Reserves – Operating Capital



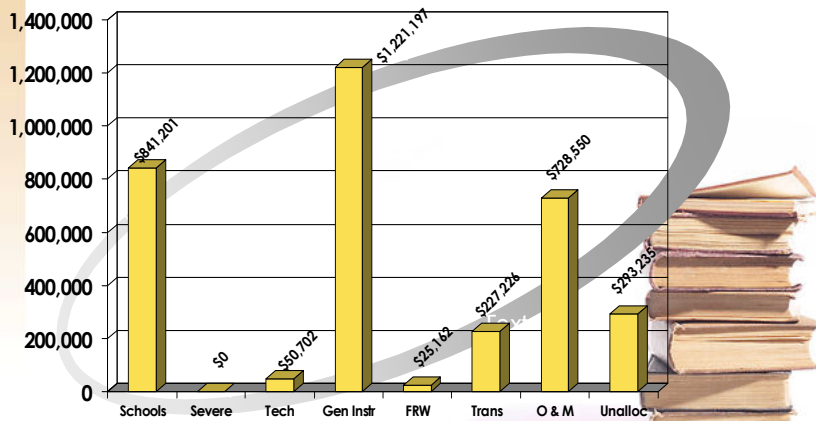
# Reserve History - Total

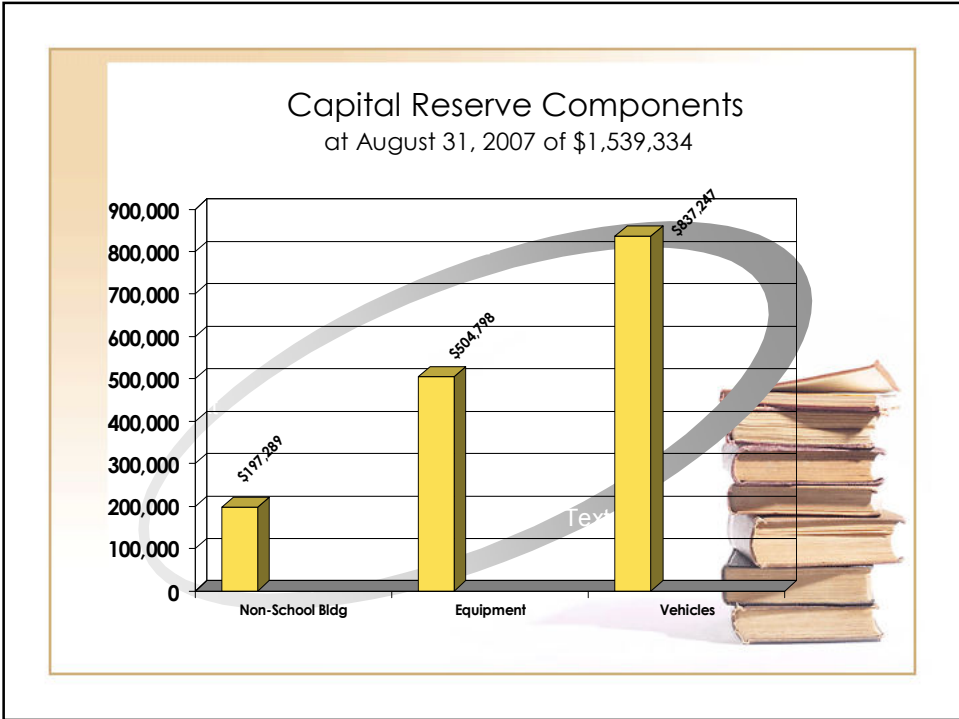


## Breakdown of Reserves



## Operating Reserve Components at August 31, 2007 of \$3,437,270





## Financial Review

**3. Budget 2007-2008**

## Budget by Block

### PRAIRIE LAND REGIONAL DIVISION #25

**Operating Budget by Block**

OPERATING BUDGET BY BLOCK	Nov 07 -Updated for Enrolment Decline
<b>Revenues:</b>	
Instructional	\$ 14,623,571
Operating & Maintenance	2,030,797
Transportation	2,513,892
Other (incl IMR, Admin, Capital)	2,651,320
	<b>\$ 21,819,580</b>
<b>Expenditures:</b>	
Instructional	15,332,502
Operating & Maintenance	1,948,434
Transportation	2,454,536
Other (incl capital block)	2,631,100
	<b>\$ 22,366,572</b>
<b>Projected Deficit \$ (546,992)</b>	



## Items Currently Affecting Results to February 29, 2008

**Increased Revenue:**

- \$98,000 in 2006-2007 Credit enrolment units adjusted for summer placements
- \$163,000 in new money announced in Jan 08 for Technology
- \$82,000 (6 mths) Grants received for CEU related revenue for 2007/08 is based on 2006/07 actual. Enrolment in Gr 10-12 declined by 31 students which will result in an adjustment later in the fiscal year to actual.

**Under budget in Expenditures:**

- \$150,000 Schools currently under budget in planned expenditures

